



KŘIŠTÁLOVÁ SVÍTIDLA SE SKLENĚNÝMI RAMENY
CRYSTAL CHANDELIERS





K 304/12K - SWA



347/03KL - SWA

K 304/12K - SWA	Ø 650 x 520 mm	E 14	12 x 40 W
347/03KL - SWA	Ø 450 x 600 mm	E 14	3 x 40 W



KRÍŠŤALOVÁ SVÍTIDLA SE SKLENĚNÝMI RAMENY

K 347/12K - SWA

K 347/12K - SWA	Ø 700 x 600 mm	E 14	12 x 40W
-----------------	----------------	------	----------

387/12K - SWA



388/02K - SWA



387/12K - SWA	Ø 650 x 510 mm	E 14	12 x 40 W
388/02K - SWA	300 x 400 mm	E 14	2 x 40 W



304/03/IK - SWA



324/02K - SWA

KRÍŠŤÁLOVÁ SVÍTLIDLA SE SKLENĚNÝMI RAMENY

304/03/IK	Ø 440 x 440 mm	E 14	3 x 40 W
324/02K - SWA	300 x 360 mm	E 14	2 x 40 W



304/03K - SWA



330/05K - SWA

304/03K - SWA	Ø 440 x 440 mm	E 14	3 x 40 W
330/05K - SWA	340 x 450 mm	E 14	5 x 40 W



KŘIŠŤÁLOVÁ SVÍTIDLA SE SKLENĚNÝMI RAMENY

352/24K - SWA

352/24K - SWA	Ø 840 x 760 mm	E 14	24 x 40W
---------------	----------------	------	----------



347/12K - SWA

347/12K - SWA

Ø 720 x 600 mm

E 14

18 x 40 W



304/05K - SWA



365/03K - SWA

KRÍŠŤÁLOVÁ SVÍTIDLA SE SKLENĚNÝMI RAMENY

304/05K - SWA	Ø 570 x 440 mm	E 14	5 x 40 W
365/03K - SWA	300 x 400 mm	E 14	3 x 40 W



304/08K - SWA/R



330/02K - SWA/R

304/08K - SWA/R	Ø 580 x 450 mm	E 14	8 x 40 W
330/02K - SWA/R	300 x 210 mm	E 14	2 x 40 W



KRÍŠŤALOVÁ SVÍTIDLA SE SKLENĚNÝMI RAMENY

374/24K - SWA/R - 70

374/24K - SWA/R - 70	Ø 1120 x 1040 mm	E 14	24 x 40W
----------------------	------------------	------	----------



347/12K - SWA/R

360/02JK - SWA/R - 10



347/12K - SWA/R	Ø 700 x 600 mm	E 14	12 x 40 W
360/02JK - SWA/R - 10	340 x 300 mm	E 14	2 x 40 W



KŘIŠŤÁLOVÁ SVÍTIDLA SE SKLENĚNÝMI RAMENY

374/30K - SWA/0505

374/30K - SWA/0505	Ø 1170 x 1280 mm	E 14	30 x 40 W
--------------------	------------------	------	-----------



384/10K - SWA

340/02K - SWA/0505



384/10K - SWA	Ø 650 x 520 mm	E 14	10 x 40 W
340/02K - SWA/0505	340 x 330 mm	E 14	2 x 40 W

310/06JK - SWA/P/N - 20



350/02JK - SWA/P/N - 20

KRÍŠŤÁLOVÁ SVÍTIDLA SE SKLENĚNÝMI RAMENY

310/06JK - SWA/P/N - 20	Ø 620 x 520 mm	E 14	6 x 40 W
350/02JK - SWA/P/N - 20	410 x 280 mm	E 14	2 x 40 W



381/08K - SWA

381/06K - SWA



381/08K - SWA	Ø 580 x 510 mm	E 14	8 x 40 W
381/06K - SWA	Ø 580 x 510 mm	E 14	6 x 40 W



405/06JK - SWA

304/12K - SWA



KRÍŠŤÁLOVÁ SVÍTIDLA SE SKLENĚNÝMI RAMENY

405/06JK - SWA	Ø 520 x 480 mm	E 14	6 x 40 W
304/12K - SWA	Ø 650 x 520 mm	E 14	12 x 40 W



374/18K - SWA - 50

374/18K - SWA - 50

Ø 720 x 600 mm

E 14

18 x 40 W



KRÍŠŤÁLOVÁ SVÍTIDLA SE SKLENĚNÝMI RAMENY

376/48P - SWA

376/48P - SWA	Ø 1300 x 1800 mm	E 14	48 x 40 W
---------------	------------------	------	-----------



347/15K - SWA

347/15K - SWA

Ø 840 x 700 mm

E 14

15 x 40 W



396/08 - SWA - 30



304/06K - SWA - 70

KRÍŠŤÁLOVÁ SVÍTIDLA SE SKLENĚNÝMI RAMENY

396/08 - SWA - 30	Ø 550 x 520 mm	E 14	8 x 40 W
304/06K - SWA - 70	Ø 570 x 440 mm	E 14	6 x 40 W



50 770/6 JK - SWA

50 770/8JK - SWA/N



50 770/6 JK - SWA	Ø 480 x 460 mm	E 14	6 x 40 W
50 770/8JK - SWA/N	Ø 600 x 500 mm	E 14	8 x 40 W

50 770/8+4JK - SWA



N50 770/2JK - SWA



KRÍŠŤÁLOVÁ SVÍTIDLA SE SKLENĚNÝMI RAMENY

50 770/8+4JK - SWA	Ø 600 x 580 mm	E 14	12 x 40 W
N50 770/2JK - SWA	340 x 200 mm	E 14	2 x 40 W



50 740/18 +6JK - SWA

50 740/18+6JK - SWA

Ø 1000 x 950 mm

E 14

24 x 40 W



N 50 740/3JK - SWA



SE 50 740/3JK - SWA/N



N 50 740/2JK - SWA/N

KŘÍŠŤALOVÁ SVÍTIDLA SE SKLENĚNÝMI RAMENY

N 50 740/3JK - SWA	350 x 300 mm	E 14	3 x 40 W
SE 50 740/3JK - SWA/N	Ø 440 x 580 mm	E 14	3 x 40 W
N 50 740/2JK - SWA/N	350 x 260 mm	E 14	2 x 40 W



50 740/12JK - SWA

N 50 740/5JK - SWA



50 740/12JK - SWA	Ø 780 x 640 mm	E 14	12 x 40 W
N 50 740/5JK - SWA	480 x 520 mm	E 14	5 x 40 W



AK 50 740/6JK - SWA

KŘIŠŤÁLOVÁ SVÍTIDLA SE SKLENĚNÝMI RAMENY

AK 50 740/6JK - SWA	Ø 520 x 1600 mm	E 14	6 x 40 W
---------------------	-----------------	------	----------



50 740/6JK - SWA/N



50 740/3JK - SWA

50 740/6 JK - SWA/N	Ø 520 x 550 mm	E 14	6 x 40 W
50 740/3JK - SWA	Ø 480 x 550 mm	E 14	3 x 40 W

50 740/8JK - SWA



KŘIŠŤÁLOVÁ SVÍTIDLA SE SKLENĚNÝMI RAMENY

SE 50 740/2JK - SWA



50 740/8JK - SWA	Ø 600 x 600 mm	E 14	8 x 40 W
SE 50 740/2JK - SWA	Ø 440 x 580 mm	E 14	2 x 40 W



50 740/8 + 4JK - SWA/N

50 740/8 + 4JK - SWA/N

Ø 660 x 560 mm

E 14

12 x 40 W

50 520/12 + 6JK - SWA



SE 50 760/1K - SWA

KRÍŠŤÁLOVÁ SVÍTIDLA SE SKLENĚNÝMI RAMENY

50 520/12 + 6JK - SWA	Ø 820 x 760 mm	E 14	18 x 40 W
SE 50 760/1K - SWA	Ø 300 x 450 mm	E 14	1 x 60 W



AK 50 520/9P - SWA/0505

AK 50 520/9P - SWA/0505

Ø 560 x 1560 mm

E 14

9 x 40 W



RM 001/03/09JK



RML 001/03 JK

KRÍŠŤÁLOVÁ SVÍTIDLA SE SKLENĚNÝMI RAMENY

RM 001/03/09JK	Ø 660 x 520 mm	E 14	9 x 40 W
RML 001/03JK	Ø 360 x 630 mm	E 14	3 x 40 W



R 003/01/12K - SWA - 70

R 003/01/12K - SWA - 70

Ø 680 x 570 mm

E 14

12 x 40 W



304/06 - V - 30



330/02 - V

KŘIŠTÁLOVÁ SVÍTIDLA SE SKLENĚNÝMI RAMENY

304/06 - V - 30	Ø 570 x 440 mm	E 14	6 x 40 W
330/02 - V	300 x 210 mm	E 14	2 x 40 W



304/03/I -V - 10

330/01 -V - 50



304/03/I -V - 10	Ø 440 x 440 mm	E 14	3 x 40 W
330/01 -V - 50	110 x 210 mm	E 14	1 x 40 W



KRÍŠŤALOVÁ SVÍTIDLA SE SKLENĚNÝMI RAMENY

347/18 -V - 70

347/18 -V - 70	Ø 720 x 600 mm	E 14	18 x 40W
----------------	----------------	------	----------



AK 50 730/6JK - SWA/R

AK 50 730/6JK - SWA/R

Ø 540 x 160 mm

E 14

6 x 40 W

304/10K - SWA/7390



330/01K - SWA/7390

KŘIŠŤÁLOVÁ SVÍTIDLA SE SKLENĚNÝMI RAMENY

304/10K - SWA/7390	Ø 650 x 520 mm	E 14	10 x 40 W
330/01K - SWA/7390	110 x 210 mm	E 14	1 x 40 W



382/12K - SWA

371/08K - SWA/N



382/12K - SWA	Ø 650 x 550 mm	E 14	12 x 40 W
371/08K - SWA/N	Ø 580 x 470 mm	E 14	8 x 40 W

306/10K - SWA



306/06K - SWA/N



KŘÍŠŤÁLOVÁ SVÍTIDLA SE SKLENĚNÝMI RAMENY

306/10K - SWA	Ø 630 x 440 mm	E 14	10 x 40 W
306/06K - SWA/N	Ø 520 x 440 mm	E 14	6 x 40 W



406/06JK - SWA/R/N



L 4IZI/0IK

406/06JK - SWA/R/N	Ø 640 x 620 mm	E 14	6 x 40 W
L 4IZI/0IK	Ø 290 x 490 mm	E 14	1 x 60 W



406/12JK - SWA/7031/N



L 41Z4/01K

KŘIŠŤÁLOVÁ SVÍTIDLA SE SKLENĚNÝMI RAMENY

406/12JK - SWA/7031/N	Ø 700 x 650 mm	E 14	12 x 40 W
L 41Z4/01K	Ø 400 x 670 mm	E 14	1 x 60 W



320/08P - SWA/703 I

320/08P - SWA/703 I	Ø 560 x 720 mm	E 14	8 x 40 W
---------------------	----------------	------	----------



CH 06



CH 02

KRÍŠŤÁLOVÁ SVÍTIDLA SE SKLENĚNÝMI RAMENY

CH 06	Ø 650 x 670 mm	E 14	6 x 40 W
CH 02	430 x 270 mm	E 14	2 x 40 W



A 003/03P - 703I



AL 003/01K - 703I

A 003/03P - 703I	Ø 580 x 560 mm	E 14	3 x 40 W
AL 003/01K - 703I	Ø 290 x 520 mm	E 14	1 x 60 W

A 003/06P - 7031



AN 003/02P - 7031

A 003/06P - 7031	Ø 880 x 660 mm	E 14	6 x 40 W
AN 003/02P - 7031	400 x 300 mm	E 14	2 x 40 W



A 004/12P - 7031

A 004/12P - 7031

Ø 770 x 700 mm

E 14

12 x 40 W

50 020/12P - N



50 020/5P - N



KŘÍŠŤÁLOVÁ SVÍTIDLA SE SKLENĚNÝMI RAMENY

50 020/12P - N	Ø 910 x 700 mm	E 14	12 x 40 W
50 020/5P - N	Ø 600 x 540 mm	E 14	5 x 40 W



50 020/8P



50 971/6P - 7031/N

50 020/8P	Ø 600 x 540 mm	E 14	8 x 40 W
50 971/6P - 7031/N	Ø 720 x 510 mm	E 14	6 x 40 W



376/54K - SWA

KRÍŠŤÁLOVÁ SVÍTIDLA SE SKLENĚNÝMI RAMENY

376/54K - SWA	Ø 1520 x 2300 mm	E 14	54 x 40W
---------------	------------------	------	----------

KŘIŠTÁLOVÁ SVÍTIDLA SE SKLENĚNÝMI RAMENY
CRYSTAL CHANDELIERS

str. 1 - 51

ODLITKOVÁ SVÍTIDLA
CAST FITTINGS

str. 53 - 67

SVÍTIDLA VYSOKÝ SMALT
HIGH ENAMEL

str. 68 - 81

SVÍTIDLA S KOVOVOU MONTUROU
WITH METAL FITTINGS

str. 82 - 116



ODLITKOVÁ SVÍTIDLA
CAST FITTINGS



A 002/05 - 0505	Ø 580 x 430 mm	E 14	5 x 40 W
A 001/05 - 0505	Ø 580 x 430 mm	E 14	5 x 40 W



A 003/12 - 0669

A 003/12 - 0669	Ø 730 x 600 mm	E 14	12 x 40W
-----------------	----------------	------	----------



LM 304/06 - SWA

LM 304/06 - SWA

Ø 640 x 520 mm

E 14

6 x 40 W



PC 105/12 - SWA/0505

PC 105/12 - SWA/0505	Ø 780 x 780 mm	E 14	12 x 40W
----------------------	----------------	------	----------



PC 204/00/35



PC 204/00/35/R



PC 205/00/67

PC 204/00/35	Ø 350 x 350 x 170 mm	E 14	3 x 40 W
PC 204/00/35/R	Ø 350 x 350 x 240 mm	E 14	3 x 40 W
PC 205/00/67	Ø 670 x 620 mm	E 14	5 x 40 W



AK LM 300/06P - SWA/N

AK LM 300/06P - SWA/N	Ø 600 x 1490 mm	E 14	6 x 40 W
-----------------------	-----------------	------	----------



PC 203/00/40 - I - PT



PC 203/00/45 - PT

PC 203/00/40 - I - PT	Ø 400 x 330 mm	E 14	3 x 40 W
PC 203/00/45 - PT	Ø 450 x 220 mm	E 14	4 x 40 W

PC 203/01/40 - I - PT



PC 203/01/45 - PT



PC 203/02/40 - I - 4I



PC 203/01/40 - I - PT	Ø 400 x 370 mm	E 14	3 x 40 W
PC 203/01/45 - PT	Ø 450 x 280 mm	E 14	4 x 40 W
PC 203/02/40 - I - 4I	Ø 400 x 330 mm	E 14	3 x 40 W



PC 101/06P - SWA



PCL 001/01/PT

PC 101/06P - SWA	Ø 600 x 750 mm	E 14	6 x 40 W
PCL 001/01/PT	Ø 370 x 510 mm	E 27	1 x 60 W



PC 104/06 - SWA/4032/PT



PCL 002/01/PT

PC 104/06 - SWA/4032/PT	Ø 580 x 520 mm	E 14	6 x 40 W
PCL 002/01/PT	Ø 290 x 500 mm	E 27	1 x 60 W

PC 102/10 - SWA/0505/PT



ODLITKOVÁ SVÍTIDLA

PC 103/05 - SWA/4032/PT



PC 102/10 - SWA/0505 - PT	Ø 580 x 520 mm	E 14	10 x 40 W
PC 103/05 - SWA/4032 - PT	Ø 530 x 540 mm	E 14	5 x 40 W



PC 103/08 - SWA/4032 SKL

PC 103/08 - SWA/4032 SKL	Ø 560 x 560 mm	E 14	8 x 40W
--------------------------	----------------	------	---------



PC 301/02 - SWA/4032

PC 302/02 - SWA/0505 SKL



PC 303/03 - SWA/0505

PC 301/02 - SWA/4032	360 x 390 mm	E 14	2 x 40W
PC 302/02 - SWA/0505 SKL	420 x 390 mm	E 14	2 x 40W
PC 303/03 - SWA/0505	490 x 460 mm	E 14	3 x 40W



PC 206/03/37



PC 307/01



PC 207/03/37 - R

PC 206/03/37	Ø 370 x 400 mm	E 14	3 x 40 W
PC 307/01	Ø 290 x 330 mm	E 14	1 x 40 W
PC 207/03/37 - R	Ø 370 x 400 mm	E 14	3 x 40 W

KŘIŠTÁLOVÁ SVÍTIDLA SE SKLENĚNÝMI RAMENY
CRYSTAL CHANDELIERS

str. 1 - 51

ODLITKOVÁ SVÍTIDLA
CAST FITTINGS

str. 53 - 67

SVÍTIDLA VYSOKÝ SMALT
HIGH ENAMEL

str. 68 - 81

SVÍTIDLA S KOVOVOU MONTUROU
WITH METAL FITTINGS

str. 82 - 116



**SVÍTIDLA VYSOKY SMALT
HIGH ENAMEL**





SE 50 632/2JK - 70

50 802/12JK - 70



SE 50 632/2JK - 70	Ø 440 x 440 mm	E 14	2 x 40 W
50 802/12JK - 70	Ø 850 x 900 mm	E 14	12 x 40 W



50 635/8+4JK - 50



SE 50 614/I - 00

SVI TLIDLA VYSOKÝ SMALT

50 635/8 +4JK - 50	Ø 620 x 580 mm	E 14	12 x 40 W
SE 50 614/I - 00	Ø 150 x 270 mm	E 14	1 x 40 W



AK 50 654/5JK - 00

AK 50 654/5JK - 00

Ø 520 x 1500 mm

E 14

5 x 40 W



SB 001/06JK - 0669



SBN 001/01JK - 0669

SVI TLIDLA VYSOKÝ SMALT

SB 001/06JK - 0669	Ø 540 x 610 mm	E 14	6 x 40 W
SBN 01/01JK - 0669	120 x 210 mm	E 14	1 x 40 W



B 001/06K - 4136

ZR 001/06K - 4136



B 001/06K - 4136	Ø 600 x 540 mm	E 14	6 x 40 W
ZR 001/06K - 4136	Ø 620 x 540 mm	E 14	6 x 40 W



SVÍTLIDLA VYSOKÝ SMALT

S 001/12JK - 0505 - 30

S 001/12JK - 0505 - 30	Ø 690 x 720 mm	E 14	12 x 40 W
------------------------	----------------	------	-----------



50 623/5JK - 30

S 330/02JK - 0669 - 50



50 623/5JK - 30	Ø 620 x 580 mm	E 14	5 x 40 W
S 330/02JK - 0669 - 50	300 x 220 mm	E 14	2 x 40 W



S 001/05JK - 0669 - 10

S 110/03JK - 0669 - 00



SVI TLIDLA VYSOKÝ SMALT

S 001/05JK - 0669 - 10	Ø 620 x 530 mm	E 14	5 x 40 W
S 110/03JK - 0669 - 00	330 x 270 mm	E 14	3 x 40 W



S 001/06JK - 0669 - 70



S388/02JK - 0669 - 00/N

S 001/06JK - 0669 - 70	Ø 620 x 530 mm	E 14	6 x 40 W
S388/02JK - 0669 - 00/N	360 x 410 mm	E 14	2 x 40 W

S 001/08JK - 0669 - 20



S 001/06JK - 0669 - 60



SVI TLIDLA VYSOKÝ SMALT

S 001/08JK - 0669 - 20	Ø 620 x 530 mm	E 14	8 x 40 W
S 001/06JK - 0669 - 60	Ø 620 x 530 mm	E 14	6 x 40 W



S 001/12JK - 0505 - 73

S 001/12JK - 0505 - 73

Ø 690 x 720 mm

E 14

12 x 40 W

RZN 110/03JK - 0669 - 70



RZ 004/01/09JK - 0669 - 70

RZN 110/03JK - 0669 - 70	370 x 300 mm	E 14	3 x 40 W
RZ 004/01/09JK - 0669 - 70	Ø 600 x 570 mm	E 14	9 x 40 W

KŘIŠTÁLOVÁ SVÍTIDLA SE SKLENĚNÝMI RAMENY
CRYSTAL CHANDELIERS

str. 1 - 51

ODLITKOVÁ SVÍTIDLA
CAST FITTINGS

str. 53 - 67

SVÍTIDLA VYSOKÝ SMALT
HIGH ENAMEL

str. 68 - 81

SVÍTIDLA S KOVOVOU MONTUROU
WITH METAL FITTINGS


str. 82 - 116



SVÍTIDLA S KOVOVOU MONTUROU
WITH METAL FITTINGS



SPIRAL



SPIRAL

Ø 800 x 2100 mm

E 14

19 x 40 W



CRYSTAL - 04



CRYSTAL - 09



CRYSTAL - 06 - N

ΣΥΓΓΙΔΙΑ Σ ΚΟΥΦΟΥ ΜΟΝΤΥΡΟΥ

CRYSTAL - 04	Ø 380 x 340 mm	E 14, E27	3 x 40 W, 1 x 60 W
CRYSTAL - 09	Ø 610 x 450 mm	E 14, E27	6 x 40 W, 3 x 60 W
CRYSTAL - 06 - N	Ø 530 x 370 mm	E 14, E27	5 x 40 W, 1 x 60 W



N 202/15



203/01/35



202/01/35

N 202/15	Ø 150 x 400 mm	E 14	1 x 40 W
203/01/35	Ø 350 x 190 mm	E 14	3 x 40 W
202/01/35	Ø 350 x 670 mm	E 27	1 x 60 W



10 330/12 - N

ΣΥΓΓΡΑΜΜΑ Σ ΚΟΥΦΟΥ ΜΟΝΤΟΥΡΟΥ

10 330/12 - N

Ø 880 x 1410 mm

E 14

12 x 40W



P 05/03/06 - N

P 001/03/06



N 10 200/I

P 05/03/06 - N	Ø 400 x 350 mm	E 14	6 x 40 W
P 001/03/06	Ø 480 x 480 mm	E 14	6 x 40 W
N 10 200/I	200 x 280 mm	E 27	1 x 60 W



ΣΥΓΓΡΑΜΜΑ Σ ΚΟΥΦΟΥ ΜΟΝΤΟΥΡΟΥ

10 330/12 + I

10 330/12 + I	Ø 700 x 1450 mm	E 14	12 x 40W, 1 x 60W
---------------	-----------------	------	-------------------



N 10 110/1



SE 10 450/1

N 10 110/1	200 x 280 mm	E 27	1 x 60 W
SE 10 450/1	Ø 160 x 250 mm	E 27	1 x 60 W



5123/3



5122/6/N

ΣΥΓΓΡΑΜΜΑ Σ ΚΟΥΦΟΥ ΜΟΝΤΟΥΡΟΥ

5123/3	Ø 360 x 300 mm	E 14	3 x 40 W
5122/6/N	Ø 450 x 350 mm	E 14	6 x 40 W



5132/6/N



5230/6



5130/6/N

5132/6/N	Ø 560 x 370 mm	E 14	6 x 40 W
5230/6	Ø 500 x 390 mm	E 14	6 x 40 W
5130/6/N	Ø 560 x 370 mm	E 14	6 x 40 W



P 04/03/06 - I



N 8250/2

P 04/03/06 - I	490 x 640 mm	E 14, E 27	5 x 40 W, 1 x 60 W
N 8250/2	Ø 400 x 200 mm	E 14	2 x 40 W



P 04/03/6 + 3

P 04/03/6 + 3

Ø 700 x 880 mm

E 14, E 27

6 x 40 W, 3 x 60 W



P 06/00/03



P 02/00/03

ΣΥΓΓΡΑΜΜΑ Σ ΚΡΥΣΤΑΛΛΙΝΟΥ ΜΟΝΤΥΡΟΥ

P 06/00/03	Ø 520 x 470 mm	E 27	3 x 60 W
P 02/00/03	Ø 420 x 220 mm	E 14	3 x 40 W



8160/12 + 6

8160/12 + 6	Ø 860 x 880 mm	E 14	18 x 40 W
-------------	----------------	------	-----------



KK 001/01/05/PT

8152/6 + 4 PT



KK 001/01/05/PT	Ø 510 x 420 mm	E 14	5 x 40 W
8152/6 + 4 PT	Ø 620 x 670 mm	E 14	10 x 40 W



5123/1/PT



N 5123/1/PT



8152/4/PT

5123/1/PT	Ø 280 x 440 mm	E 27	1 x 60 W
N 5123/1/PT	200 x 280 mm	E 27	1 x 60 W
8152/4/PT	Ø 350 x 660 mm	E 14	4 x 40 W



ΣΥΓΓΡΑΜΜΑ Σ ΚΟΥΦΟΥ ΜΟΝΤΟΥΡΟΥ

P 007/00/22

P 007/00/22	Ø 900 x 2400 mm	E 14	22 x 40 W
-------------	-----------------	------	-----------



C 7999/009/01



P 007/00/07

C 7999/009/01	Ø 610 x 310 mm	E 14	9 x 40 W
P 007/00/07	Ø 420 x 800 mm	E 14	7 x 40 W

C 7981/011/00



C 7014/004/13

C 7981/011/00	Ø 700 x 360 mm	E 14	11 x 40 W
C 7014/004/13	Ø 600 x 430 mm	E 14	4 x 40 W



C 7014/005/08/R

C 7014/005/08/R

Ø 600 x 650 mm

E 14, E 27

4 x 40 W, 1 x 60 W



PYRAMID 12 SWA/R/N



201/00/20



201/03/20

ΣΥΓΓΡΑΜΜΑ Σ ΚΟΥΦΟΥ ΜΟΝΤΟΥΡΟΥ

PYRAMID 12 SWA/R/N	Ø 500 x 500 x 330 mm	E 14	12 x 40 W
201/00/20	Ø 200 x 550 mm	E 27	1 x 60 W
201/03/20	Ø 200 x 280 mm	E 27	1 x 60 W



205/00/48x48

205/00/48x48	Ø 480 x 480 x 290 mm	E 14	8 x 40 W
--------------	----------------------	------	----------

206/00/50



207/00/40



SVITÍDLA S KOVOVOU MONTUROU

206/00/50	Ø 500 x 210 mm	E 14	8 x 40 W
207/00/40	Ø 400 x 790 mm	E 14	6 x 40 W



705/06 - SWA



L 705/01/K - SWA



N 705/02 - SWA

705/06 - SWA	Ø 560 x 490 mm	E 14	6 x 40 W
N 705/02 - SWA	340 x 250 mm	E 14	2 x 40 W
L 705/01/K - SWA	Ø 270 x 540 mm	E 27	1 x 60 W

704/10 - SWA/P/N



N 704/02 - SWA/P/N



L 704/01/K - N



704/10 - SWA/P/N	Ø 640 x 580 mm	E 14	10 x 40 W
N 704/02 - SWA/P/N	390 x 350 mm	E 14	2 x 40 W
L 704/01/K - N	Ø 270 x 480 mm	E 27	1 x 60 W



704/10/K - SWA/P/N



N 704/02/K - SWA/P/N

704/10/K - SWA/P/N	Ø 640 x 580 mm	E 14	10 x 40 W
N 704/02/K - SWA/P/N	390 x 350 mm	E 14	2 x 40 W



704/08 - SWA/R/N - 4I



704/08/K - SWA/R/N - 4I

704/08 - SWA/R/N - 4I	Ø 560 x 440 mm	E 14	8 x 40 W
704/08/K - SWA/R/N - 4I	Ø 560 x 440 mm	E 14	8 x 40 W



703/08 - SWA/7031/N



N 703/02 - SWA/7031/N

703/08 - SWA/7031/N	Ø 520 x 500 mm	E 14	8 x 40 W
N 703/02 - SWA/7031/N	370 x 300 mm	E 14	2 x 40 W



ΣΥΓΓΡΑΜΜΑ Σ ΚΟΥΦΟΥ ΜΟΝΤΟΥΡΟΥ

703/15 - SWA/P

703/15 - SWA/P	Ø 700 x 640 mm	E 14	15 x 40W
----------------	----------------	------	----------



VE 703/06 - SWA/P



VEN 703/02 - SWA/P

VE 703/06 - SWA/P	Ø 560 x 480 mm	E 14	6 x 40 W
VEN 703/02 - SWA/P	320 x 360 mm	E 14	2 x 40 W

V 001/05 - V/PT



V 001/08 - V - MIX



V 001/03 - V/PT - 20



V 001/05 - V/PT	Ø 450 x 450 mm	E 14	5 x 40 W
V 001/08 - V - MIX	Ø 500 x 450 mm	E 14	8 x 40 W
V 001/03 - V/PT - 20	Ø 450 x 450 mm	E 14	3 x 40 W



A/04 - silver matt



D/06 - black matt



B/05 - brown

A/04 - silver matt	Ø 520 x 340 mm	E 14	4 x 40 W
D/06 - black matt	Ø 520 x 400 mm	E 14	6 x 40 W
B/05 - brown	Ø 500 x 350 mm	E 14	5 x 40 W

C/05 - 10 - brown



D/05 - pearl white



C/05 - 10 - brown	Ø 520 x 350 mm	E 14	5 x 40 W
D/05 - pearl white	Ø 520 x 400 mm	E 14	5 x 40 W



5010/V - 70

5010/V - 70

Ø 350 x 700 mm

E 27

1 x 60 W





0505



4032



A (0669)



7136



7031



DROPS (4016)



R (4022)



P (7015)



7390



70



10



50



30



40



41



20



3635



HIGH ENAMEL



30



50



70



20



10



00



50



60



20



10



73



70



30

Stránka	TYP - název svítidla	typ žárovek	počet žárovek	rozměry
2	K 304/12K - SWA	E 14	12 x 40W	650x520
2	347/03KL - SWA	E 14	3 x 40W	450x600
3	K 347/12K - SWA	E 14	12 x 40W	700x600
4	387/12K - SWA	E 14	12 x 40W	650x510
4	388/02K - SWA	E 14	2 x 40W	300x400
5	304/03/1K - SWA	E 14	3 x 40W	440x440
5	324/02K - SWA	E 14	2 x 40W	300x360
6	304/03K - SWA	E 14	3 x 40W	440x440
6	330/05K - SWA	E 14	5 x 40W	340x450
7	352/24K - SWA	E 14	24 x 40W	840x760
8	347/12K - SWA	E 14	12 x 40W	720x600
9	304/05K - SWA	E 14	5 x 40W	570x440
9	365/03K - SWA	E 14	3 x 40W	300x400
10	304/08K - SWA/R	E 14	8 x 40W	580x450
10	330/02K - SWA/R	E 14	2 x 40W	300x210
11	374/24K - SWA/R - 70	E 14	24 x 40W	1120x1040
12	347/12K - SWA/R	E 14	12 x 40W	700x600
12	360/02JK - SWA/R - 10	E 14	2 x 40W	340x300
13	374/30K - SWA 0505	E 14	30 x 40W	1170x1280
14	384/10K - SWA	E 14	10 x 40W	650x520
14	340/02K - SWA 0505	E 14	2 x 40W	340x330
15	310/06JK - SWA/P/N - 20	E 14	6 x 40W	620x520
15	350/02JK - SWA/P/N - 20	E 14	2 x 40W	410x280
16	381/08K - SWA	E 14	8 x 40W	580x510
16	381/06K - SWA	E 14	6 x 40W	580x510
17	405/06JK - SWA	E 14	6 x 40W	520x480
17	304/12K - SWA	E 14	12 x 40W	650x520
18	347/18K - SWA - 50	E 14	18 x 40W	720x600
19	376/48P - SWA	E 14	48 x 40W	1300x1800
20	347/15K - SWA	E 14	15 x 40W	840x700
21	396/08 - SWA - 30	E 14	8 x 40W	550x520
21	304/06K - SWA - 70	E 14	6 x 40W	570x440
22	50 770/8JK - SWA/N	E 14	8 x 40W	480x460
22	50 770/6JK - SWA	E 14	6 x 40W	600x500
23	50 770/8 + 4JK - SWA	E 14	12 x 40W	600x580
23	N 50 770/2JK - SWA	E 14	2 x 40W	340x200
24	50 740/18 + 6JK - SWA	E 14	24 x 40W	1000x950
25	N 50 740/3JK - SWA	E 14	3 x 40W	350x300
25	SE 50 740/3JK - SWA/N	E 14	3 x 40W	440x580

25	N 50 740/2JK - SWA/N	E 14	2 x 40 W	350x260
26	50 740/12JK - SWA	E 14	12 x 40 W	780x640
26	N 50 740/5JK - SWA	E 14	5 x 40 W	480x520
27	AK 50 740/6JK - SWA	E 14	6 x 40 W	520x1600
28	50 740/6JK - SWA/N	E 14	6 x 40 W	520x550
28	50 740/3JK - SWA	E 14	3 x 40 W	480x550
29	50 740/8JK - SWA	E 14	8 x 40 W	600x600
29	SE 50 740/2JK - SWA	E 14	2 x 40 W	440x580
30	50 740/8 + 4JK - SWA/N	E 14	12 x 40 W	660x560
31	50 520/12 + 6JK - SWA	E 14	18 x 40 W	820x760
31	SE 50 760/1K - SWA	E 27	1 x 60 W	300x450
32	AK 50 520/9P - SWA 0505	E 14	9 x 40 W	560x1560
33	RM 001/03/09JK	E 14	9 x 40 W	660x520
33	RML 001/03JK	E 14	3 x 40 W	360x630
34	R 003/01/12JK - SWA - 70	E 14	12 x 40 W	680x570
35	304/06 - V - 30	E 14	5 x 40 W	570x440
35	330/02 - V	E 14	2 x 40 W	300x210
36	304/03/1 - V - 10	E 14	3 x 40 W	440x440
36	330/01 - V - 50	E 14	1 x 40 W	110x210
37	347/18 - V - 70	E 14	18 x 40 W	720x600
38	AK 50 730/6JK - SWA/R	E 14	6 x 40 W	540x160
39	304/10K - SWA/7390	E 14	10 x 40 W	650x520
39	330/1K - SWA/7390	E 14	1 x 40 W	110x210
40	382/12K - SWA	E 14	12 x 40 W	650x550
40	371/08K - SWA/N	E 14	8 x 40 W	580x470
41	306/10K - SWA	E 14	10 x 40 W	630x440
41	306/06K - SWA/N	E 14	6 x 40 W	520x440
42	406/06JK - SWA/R/N	E 14	6 x 40 W	640x620
42	L 41Z1/01K	E 14	1 x 60 W	290x490
43	L 41Z4/01K	E 14	1 x 60 W	400x670
43	406/12JK - SWA/7031/N	E 14	12 x 40 W	700x650
44	320/08P - SWA/7031	E 14	8 x 40 W	560x720
45	CH 06	E 14	6 x 40 W	650x670
45	CH 02	E 14	2 x 40 W	430x270
46	A 003/03P - 7031	E 14	3 x 40 W	580x560
46	AL 003/01K - 7031	E 27	1 x 60 W	290x520
47	A 003/06P - 7031	E 14	6 x 40 W	880x660
47	AN 003/02P - 7031	E 14	2 x 40 W	400x300
48	A 004/12P - 7031	E 14	12 x 40 W	770x700
49	50 020/12P - N	E 14	12 x 40 W	910x700


49	50 020/5P - N	E 14	5 x 40W	600x540
50	50 020/8P	E 14	8 x 40W	600x540
50	50 971/6P - 7031/N	E 14	6 x 40W	720x510
51	376/54K - SWA	E 14	54 x 40W	1520x2300
54	A 002/05 - 0505	E 14	5 x 40W	580x430
54	A 001/05 - 0505	E 14	5 x 40W	580x430
55	A 003/12 - 0669	E 14	12 x 40W	730x600
56	LM 304/06K - SWA	E 14	6 x 40W	640x520
57	PC 105/12 - SWA - 0505	E 14	12 x 40W	780x780
58	PC 204/00/35	E 14	3 x 40W	350x350x170
58	PC 204/00/35/R	E 14	3 x 40W	350x350x240
58	PC 205/00/67	E 14	5 x 40W	670x620
59	AK LM 300/06P - SWA/N	E 14	6 x 40W	600x1490
60	PC 203/00/40 - IPT	E 14	3 x 40W	400x330
60	PC 203/00/45 -PT	E 14	3 x 40W	450x220
61	PC 203/01/40 - I PT	E 14	3 x 40W	400x370
61	PC 203/01/45 - PT	E 14	4 x 40W	450x280
61	PC 203/02/40 - I - 4I	E 14	3 x 40W	400x330
62	PC 101/06P - SWA	E 14	6 x 40W	600x750
62	PCL 001/01/PT	E 27	1 x 60W	370x510
63	PC 104/06 - SWA/4032/PT	E 14	6 x 40W	580x520
63	PCL 002/01/PT	E 27	1 x 60W	290x500
64	PC 102/10 - SWA/0505/PT	E 14	10 x 40W	580x520
64	PC 103/05 - SWA/4032/PT	E 14	5 x 40W	530x540
65	PC 103/08 - SWA/4032 SKL	E 14	8 x 40W	560x560
66	PC 301/02 - SWA/4032	E 14	2 x 40W	360x390
66	PC 302/02 - SWA/0505 SKL	E 14	2 x 40W	420x390
66	PC 303/03 - SWA/0505	E 14	3 x 40W	490x460
67	PC 206/03/37	E 14	3 x 40W	370x400
67	PC 307/01	E 14	1 x 40W	290x330
67	PC 207/03/37 - R	E 14	3 x 40W	370x400
70	SE 50 632/2JK - 70	E 14	2 x 40W	440x440
70	50 802/12JK - 70	E 14	12 x 40W	850x900
71	50 635/8 + 4JK - 50	E 14	12 x 40W	620x580
71	SE 50 614/1 - 00	E 14	1 x 40W	150x270
72	AK 50 654/5JK - 00	E 14	5 x 40W	520x1500
73	SB 001 /06JK - 0669	E 14	6 x 40W	540x610
73	SBN 001/01JK - 0669	E 14	1 x 40W	120x210
74	B 001/06K - 4136	E 14	6 x 40W	600x540
74	ZR 001/06K - 4136	E 14	6 x 40W	620x540

75	S 001/12JK - 0505 - 30	E 14	12 x 40 W	690x720
76	50 623/5JK - 30	E 14	5 x 40 W	620x580
76	S 330/02JK - 0669 - 50	E 14	2 x 40 W	300x220
77	S 001/05JK - 0669 - 10	E 14	5 x 40 W	620x530
77	S 110/03JK - 0669 - 00	E 14	3 x 40 W	330x270
78	S 001/06JK - 0669 - 70	E 14	6 x 40 W	620x530
78	S 388/02JK - 0669 - 00/N	E 14	2 x 40 W	360x410
79	S 001/08JK - 0669 - 20	E 14	8 x 40 W	620x530
79	S 001/06JK - 0669 - 60	E 14	6 x 40 W	620x530
80	S 001/12JK - 0505 - 73	E 14	12 x 40 W	690x720
81	RZN 110/03JK - 0669 - 70	E 14	3 x 40 W	370x300
81	RZ 004/01/09JK - 0669 - 70	E 14	9 x 40 W	600x570
84	SPIRAL	E 14	19 x 40 W	800x210
85	Crystal - 04	E 14	4 x 40 W	380x340
85	Crystal - 06 - N	E 14	6 x 40 W	610x450
85	Crystal - 09	E 14	9 x 40 W	530x370
86	N 202/15	E 14	1 x 40 W	150x400
86	203/01/35	E 14	3 x 40 W	350x190
86	202/01/35	E 14	1 x 60 W	350x670
87	10 330/12 - N	E 14	12 x 40 W	880x1410
88	P 05/03/06 - N	E 14	6 x 40 W	400x350
88	P 01/03/06	E 14	6 x 40 W	480x480
88	N 10 200/1	E 14	1 x 60 W	200x280
89	10 330/12 + 1	E 27,14	1x60,12x40W	700x1450
90	N 10 110/1	E 27	1 x 60 W	200x280
90	SE 10 450/1	E 27	1 x 60 W	160x250
91	5123/3	E 14	3 x 40 W	360x300
91	5122/6/N	E 14	6 x 40 W	450x350
92	5132/6/N	E 14	6 x 40 W	560x370
92	5230/6	E 14	6 x 40 W	500x390
92	5130/6/N	E 14	6 x 40 W	560x370
93	P 04/03/6 - 1	E 14,27	1x60,5x40W	490x640
93	N 8250/2	E 14	2 x 40 W	400x200
94	P 04/03/6 + 3	E 27,14	3x60,6x40W	700x880
95	P 06/00/03	E 27	3 x 60 W	520x470
95	P 02/00/03	E 14	3 x 40 W	420x220
96	8160/12 + 6	E 14	18 x 40 W	860x880
96	KK 001/01/05/PT	E 14	5 x 40 W	510x420
97	8152/6 + 4/PT	E 14	10 x 40 W	620x670
98	5123/1/PT	E 27	1 x 60 W	280x440

98	N 5123/1/PT	E 27	1 x 60 W	200x280
98	8152/4/PT	E 14	4 x 40 W	350x660
99	P 007/00/22	E 14	22 x 40 W	900x2400
100	P 007/00/07	E 14	7 x 40 W	420x800
100	C 7999/009/01	E 14	9 x 40 W	610x310
101	C 7981/011/00	E 14	11 x 40 W	700x360
101	C 7014/004/13	E 14	4 x 40 W	600x430
102	C 7014/005/08/R	E 14	1x60, 4x40W	600x650
103	PYRAMID 12 - SWA/R/N	E 14	14 x 40 W	500x500x330
103	201/00/20	E 27	1 x 60 W	20x550
103	201/03/20	E 27	1 x 60 W	200x280
104	205/00/48 x 48	E 14	8 x 40 W	480x480x290
105	206/00/50	E 14	8 x 40 W	500x210
105	207/00/40	E 14	6 x 40 W	400x790
106	705/06 - SWA	E 14	6 x 40 W	560x490
106	N 705/02 - SWA	E 14	2 x 40 W	340x250
106	L 705/01/K - SWA	E 27	1 x 60 W	270x540
107	704/10 - SWA/P/N	E 14	10 x 40 W	640x580
107	N 704/02 - SWA/P/N	E 14	2 x 40 W	390x350
107	L 704/01/K - N	E 27	1 x 60 W	270x480
108	704/10K - SWA/P/N	E 14	10 x 40 W	640x580
108	N 704/02/K - SWA/P/N	E 14	2 x 40 W	390x350
109	704/08 - SWA/R/N - 4I	E 14	8 x 40 W	560x440
109	704/08K - SWA/R/N - 4I	E 14	8 x 40 W	560x440
110	703/08 - SWA/7031/N	E 14	8 x 40 W	520x500
110	N 703/02 - SWA/7031/N	E 14	2 x 40 W	370x300
111	703/15 - SWA/P	E 14	15 x 40 W	700x640
112	VE 703/06 - SWA/P	E 14	6 x 40 W	560x480
112	VEN 703/02 - SWA/P	E 14	2 x 40 W	320x360
113	V 001/05 - V/PT	E 14	5 x 40 W	450x450
113	V 001/08 - V - MIX	E 14	8 x 40 W	500x450
113	V 001/03 - V/PT - 20	E 14	3 x 40 W	450x450
114	A/04 - silver matt	E 14	4 x 40 W	520x340
114	D/06 - black matt	E 14	6 x 40 W	520x400
114	B/05 - brown	E 14	5 x 40 W	500x350
115	C/05 - 10 - brown	E 14	5 x 40 W	520x350
115	D/05 - pear/white	E 14	5 x 40 W	520x400
116	5010/V - 70	E 27	1 x 60 W	350x700



N 10200P - 00000	Ø 200 x 100 mm	E 14	1 x 40W
------------------	----------------	------	---------



N 10100P - 00000	Ø 200 x 100 mm	E 14	1 x 40W
------------------	----------------	------	---------




PC 10200P - 00000	Ø 200 x 100 mm	E 14	1 x 40W
-------------------	----------------	------	---------



34718 - 0 - 30	Ø 220 x 400 mm	E 14	14 x 40W
----------------	----------------	------	----------



N 10100P - 01	Ø 200 x 100 mm	E 14	1 x 40W
---------------	----------------	------	---------




N 10100P - 00000	Ø 200 x 100 mm	E 14	1 x 40W
------------------	----------------	------	---------



PCL 10000PFT	Ø 200 x 100 mm	E 14	1 x 40W
--------------	----------------	------	---------



34718 - 0 - 30	Ø 220 x 400 mm	E 14	14 x 40W
----------------	----------------	------	----------



N 10100P - 01	Ø 200 x 100 mm	E 14	1 x 40W
---------------	----------------	------	---------



N 10100P - 00000	Ø 200 x 100 mm	E 14	1 x 40W
------------------	----------------	------	---------



N 102013 - 4 000 - 00000	Ø 200 x 100 mm	E 14	1 x 40W
--------------------------	----------------	------	---------



AC 10 7000K - 00000	Ø 240 x 180 mm	E 14	4 x 40W
---------------------	----------------	------	---------



N 102013 - 4 000 - 00000	Ø 200 x 100 mm	E 14	1 x 40W
--------------------------	----------------	------	---------



N 102013 - 4 000 - 00000	Ø 200 x 100 mm	E 14	1 x 40W
--------------------------	----------------	------	---------



N 10 7000K - 00000	Ø 200 x 100 mm	E 14	1 x 40W
--------------------	----------------	------	---------



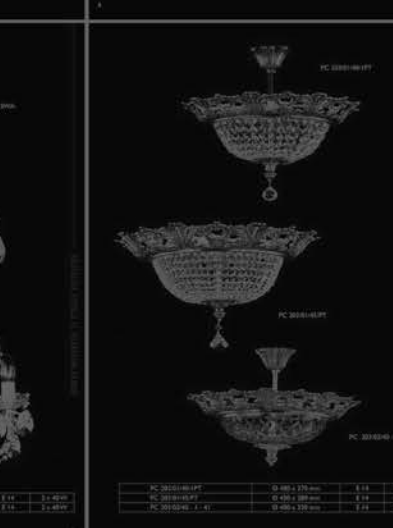
AC 10 7000K - 00000	Ø 240 x 180 mm	E 14	4 x 40W
---------------------	----------------	------	---------



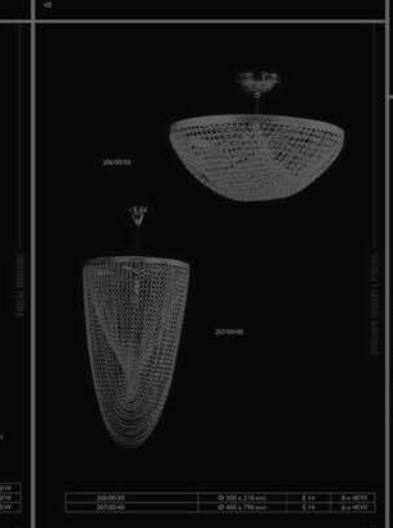
PC 10000PFT	Ø 400 x 100 mm	E 14	1 x 40W
-------------	----------------	------	---------



N 10100P - 00000	Ø 200 x 100 mm	E 14	1 x 40W
------------------	----------------	------	---------




PC 10000PFT	Ø 400 x 100 mm	E 14	1 x 40W
-------------	----------------	------	---------



34718 - 0 - 30	Ø 220 x 400 mm	E 14	14 x 40W
----------------	----------------	------	----------



N 10100P - 00000	Ø 200 x 100 mm	E 14	1 x 40W
------------------	----------------	------	---------



N 10100P - 00000	Ø 200 x 100 mm	E 14	1 x 40W
------------------	----------------	------	---------



N 10100P - 00000	Ø 200 x 100 mm	E 14	1 x 40W
------------------	----------------	------	---------



34718 - 0 - 30	Ø 220 x 400 mm	E 14	14 x 40W
----------------	----------------	------	----------



N 10100P - 00000	Ø 200 x 100 mm	E 14	1 x 40W
------------------	----------------	------	---------



N 10100P - 00000	Ø 200 x 100 mm	E 14	1 x 40W
------------------	----------------	------	---------